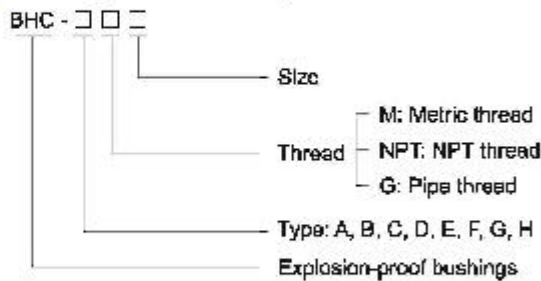


Accessories for Installation

BHC Series Explosion-proof Aluminium Alloy Bushings

- ◆ Explosion protection to
 - CENELEC
 - IEC
 - NEC
- ◆ Can be used in
 - Zone 1 and Zone 2
 - Class I, Zone 1 and Zone 2
 - Class I, Division 2, Groups A, B, C, D
- ◆ Ex e enclosure, copper-free aluminium, powder coated surface.
- ◆ Widely used for connection in steel pipe wiring system.

■ Catalogue number logic



Technical data

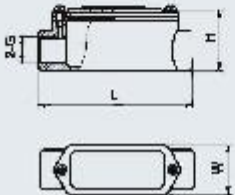
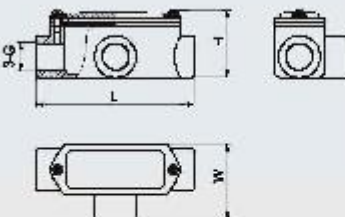
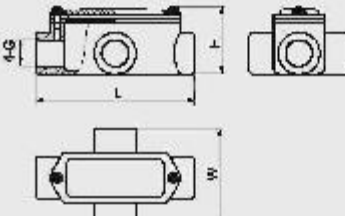
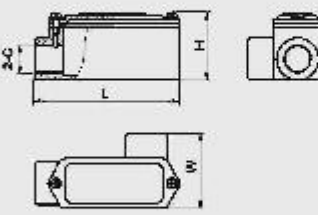
Explosion-proof aluminium alloy bushings BHC-□□□

Explosion protection	Ⓔ II 2 G Ex e II
Certificates	LCIE 06 ATEX 6017; IECEX LCI 08.0004
Conformity to standards	EN 60079-0:2004, EN 60079-7:2003 IEC 60079-0:2004, IEC 60079-7:2001
Enclosure material	Copper-free aluminium; powder coated surface.
Enclosure colour	Window grey (RAL7040)
Degree of protection	IP65
Ambient temperature	-20°C~+55°C
Type	A, B, C, D, E, F, G, H
Connection thread	Metric thread is standard type; G thread or NPT thread is optional

Note: M75, M90, M110 equivalent G thread and NPT thread can be customized.

Zones 1&2

Selection table

Versions	Female thread	Dimensions (mm)			Ordering code	Weight (kg)
	G	W	H	L		
 Type A	M20 x 1.5	35	45	110	701001	0.15
	M25 x 1.5	38	49	118	701002	0.20
	M32 x 1.5	45	54	145	701003	0.35
	M40 x 1.5	54	65	170	701004	0.50
	M50 x 1.5	60	71	176	701005	0.60
	M63 x 1.5	72	83	204	701006	0.65
 Type B	M20 x 1.5	52	45	110	701007	0.20
	M25 x 1.5	55	49	118	701008	0.20
	M32 x 1.5	63	54	145	701009	0.35
	M40 x 1.5	71	65	170	701010	0.50
	M50 x 1.5	80	71	176	701011	0.65
	M63 x 1.5	93.5	83	204	701012	1.20
 Type C	M20 x 1.5	69	45	110	701013	0.20
	M25 x 1.5	72	49	118	701014	0.25
	M32 x 1.5	80	54	145	701015	0.40
	M40 x 1.5	88	65	170	701016	0.55
	M50 x 1.5	100	71	176	701017	0.65
	M63 x 1.5	115	83	204	701018	1.20
 Type D	M20 x 1.5	52	45	101	701019	0.20
	M25 x 1.5	55	49	108	701020	0.20
	M32 x 1.5	63	54	135	701021	0.35
	M40 x 1.5	71	65	162	701022	0.50
	M50 x 1.5	80	71	165	701023	0.60
	M63 x 1.5	93.5	83	194	701024	1.20