



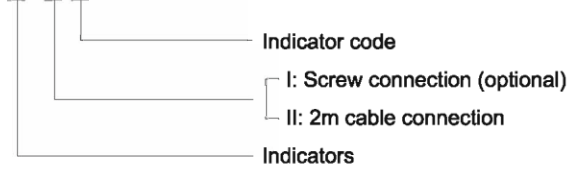
Components for BZC Control Stations HD Series Indicators

- ◆ Explosion protection to
 - CENELEC
 - IEC
 - NEC
- ◆ Can be used in
 - Zone 1 and Zone 2
 - Zone 21 and Zone 22
 - Class I, Zone 1 and Zone 2
 - Class I, Division 1, Groups A , B, C, D
- ◆ Available in
 - red
 - green
 - yellow
 - white
- ◆ Two types
 - screw connection
 - 2m cable connection

■ Catalogue number logic











HD(D for short)

D - □ □



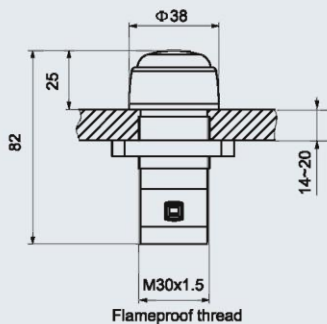
Zones 1&2; 21&22

Selection table

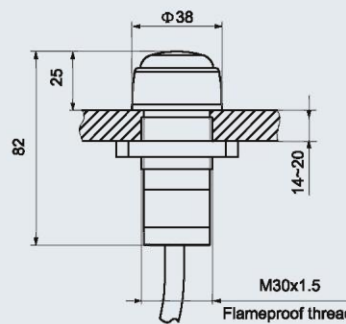
Type	Rated voltage	Schematic diagram	Colour	Code	Ordering code	Weight (kg)
I: Screw connection 	220~415V AC		Red	Ra	40041A	0.10
			Green	Ga	40042A	
			Yellow	Ya	40043A	
			White	Wa	40044A	
	220V DC		Red	Rb	40045A	0.10
			Green	Gb	40046A	
			Yellow	Yb	40047A	
			White	Wb	40048A	
	48~120V AC/DC		Red	Rc	40049A	0.10
			Green	Gc	40050A	
			Yellow	Yc	40051A	
			White	Wc	40052A	
	12~36V AC/DC		Red	Rd	40053A	0.10
			Green	Gd	40054A	
			Yellow	Yd	40055A	
			White	Wd	40056A	
II: 2m cable connection 	220~415V AC		Red	Ra	40041B	0.30
			Green	Ga	40042B	
			Yellow	Ya	40043B	
			White	Wa	40044B	
	220V DC		Red	Rb	40045B	0.30
			Green	Gb	40046B	
			Yellow	Yb	40047B	
			White	Wb	40048B	
	48~120V AC/DC		Red	Rc	40049B	0.30
			Green	Gc	40050B	
			Yellow	Yc	40051B	
			White	Wc	40052B	
	12~36V AC/DC		Red	Rd	40053B	0.30
			Green	Gd	40054B	
			Yellow	Yd	40055B	
			White	Wd	40056B	



Dimension drawings (all dimensions in mm) - subject to alteration



I: Screw connection



II: 2m cable connection (cable specification: 2 × 1.5mm²)